

Model: C55D5

Powered by CUMMINS



Generator Specification

Service	PRP ⁽¹⁾	ESP ⁽²⁾
Power(kVA)	50	55
Power(kW)	40	44
Rated speed(r.p.m)	1500	
Standard voltage (V)	400/230V	
Rated at power factor(cos phi)	0.8	



AGG Power gensets are compliant with ISO 9001 and CE standard, which include the following directives:

- 2006/42/EC Machinery safety.
- 2006/95/EC Low voltage
- EN 60204-1: 2006+A1: 2009, EN ISO 12100: 2010, EN ISO 13849-1: 2008, EN 12601: 2010

(1) PRP (Prime Power):

According to ISO8528-1, prime power is the maximum power available during a variable power sequence, which may be run for an unlimited number of hours per year, between stated maintenance intervals. The permissible average power output during at 24 hours period shall not exceed 80% of the prime power. 10% overload available for governing purposes only.

(2) ESP (Standby Power):

According to ISO 8528-1, It is defined as the maximum power available, under the agreed operating conditions, for which the generating set is capable of delivering for up to 500 hours of operation per year (of which no more than 300 hours for continuative use) with the maintenance intervals and procedures being carried out as prescribed by the manufacturers. No overload capability is available.

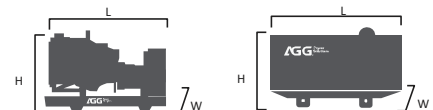
Powers Voltage (V)	ESP		PRP		Standby Am ps
	KVA	KW	KVA	KW	
415/240	55	44	50	40	76.5
400/230	55	44	50	40	79.4
380/220	55	44	50	40	83.6

Performance Data

Model	C55D5	
Enginebrand	Cummins	
Enginemodel	4BTA3.9G2	
Speedcontroltype	Electronic	
Phase	3	
Controlsystem	Digital	
Startermotorvoltage	24V	
Frequency	50HZ	
Enginespeed(RPM)	1500	
Fuel Consumption (L/H)	100%standbypower	14.1
	100% prime power	12.9
	75%primepower	10
	50%primepower	7

Standard reference Conditions

Note: Standard reference condition 25 °C (77°F) air inlet temp, 100m(328ft) A.S.L 30% relative humidity. Fuel consumption dat with diesel fuel with specific gravity of 0.85 and conforming to BS 2869: 1998 Class A2



Dimension and Weight

Dimension	Open	Silent
Length (L)	1800mm	2680mm
Width (W)	980mm	1100mm
Height (H)	1485mm	1732mm
Net Weight	900KG	1423KG
Fuel Tank (L)	170	140

■ Engine Specification: 4BTA3.9G2

Basic technical data	
No. of cylinders	4
Cylinder arrangement	In-line
Cycle	4 stroke
Induction system	Turbocharger
Compression ratio	17.3:1
Bore	102 mm
Stroke	120 mm
Displacement	3.9 L
Engine idles speed	950 - 1050 RPM
Approximate engine weight	355 kg

Cooling system	
Coolant capacity-engine	8.3 L
Maximum coolant friction head external to engine:	
- 1800 rpm	35 kPa
- 1500 rpm	28 kPa
Maximum static head of coolant above engine crank centerline	14 m
Standard Thermostat (Modulating) Range	83 - 95 °C
Minimum Pressure Cap	69 kPa
Maximum Top Tank Temperature for Standby / Prime Power	104 / 100 °C

Fuel system	
Injection system	BYC A
Governor type	Electronic
Maximum restriction at lift pump	13.6 kPa
Maximum fuel inlet temperature	
Total drain flow (constant for all loads)	30 litre/hour

Air intake system	
Maximum intake air restriction with heavy duty air cleaner:	
- Dirty element	6.2 kPa
- Clean element	3.7 kPa

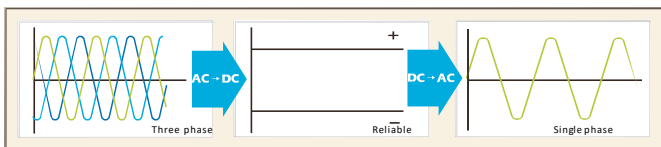
Lubrication system	
Engine oil pressure for engine protection devices:	
— Idles speed (Minimum)	207 kPa
— Governed speed (Maximum)	345 kPa
Maximum oil temperature	121 °C
Minimum required lube system capacity-sump plus filters	10.9 L

Electrical system	
Cranking motor (Heavy duty, positive engagement)	24V
Battery charging system, negative ground	40 ampere
Maximum allowable resistance of cranking circuit	0.002 ohm
Minimum recommended battery capacity- cold soak	312 CCA

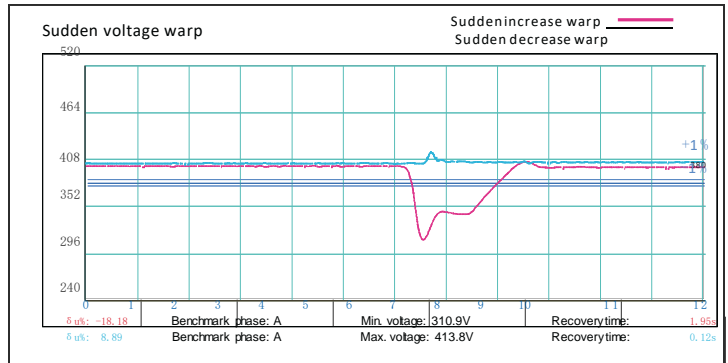
General installation	Prime power
Gross engine power output	50 kW
Piston speed	6.0 m/s
Friction horsepower	8.2 kW
Engine water flow to engine	1.6 l/sec
Intake air flow	49 l/sec
Exhaust gas flow	125 l/sec
Exhaust gas temperature	526 °C
Radiated heat to ambient	16.2
Heat rejection to coolant	29.1 kW
Heat rejection to fuel	46.6

■ Alternator Specification

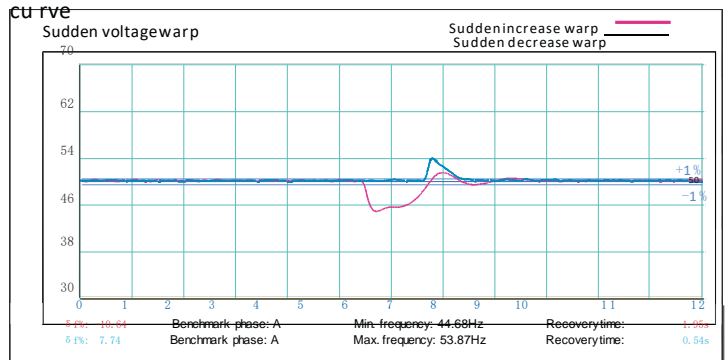
Alternator	
Number of phase	3
Power factor (CosPhi)	0.8
Poles	4
Winding Connections (standard)	Star-serie
Terminals	12
Insulation type	H class
Winding Pitch	2 / 3
IP rating	IP23
Excitation system	Self-excited
Bearing	Single bearing
Coating	Vacuum impregnation
Voltage regulator	A.V.R
Coupling	Flexible disc



Emergency voltage curve



Emergency frequency curve



■ Options

Engine	Alternator	Generator Sets	Fuel System
<ul style="list-style-type: none"> Water Jacket Pre-heater Fuel heater 	<ul style="list-style-type: none"> Winding Temp measuring Instrument Alternator Pre-heater PMG Anti-damp and anti-corrosion treatment Anti-condensation heater Winding and bearing RTD 	<ul style="list-style-type: none"> Tools with the machine Extended range fuel tank Bunded fuel tank 	<ul style="list-style-type: none"> Low fuel level alarm Automatic fuel feeding system Fuel T-valves
Canopy	Lub oil system	Cooling System	Control Panel
<ul style="list-style-type: none"> Rental type Canopy Trailer 	<ul style="list-style-type: none"> Oil Pre-heater Oil temp sensor 	<ul style="list-style-type: none"> Front heat protection 	<ul style="list-style-type: none"> Remote control panel ATS Synchronizing controller Adjustable earth leakage relay

Control Panel

Configuration

- Emergency stop button
- Protection MCB
- Battery charger
- Integrated aviation plug
- AT connection
- Digital control module

Features

- 3 phase generator set monitoring
- Support of engines equipped with electronic control unit
- Comprehensive diagnostic message
- Automatic or manual start/stop of the gensets
- Push buttons for simple control, lamp test
- Graphic back-lit LCD display
- Parameters adjustable via keyboard or PC
- Mains measurements (50HZ/60HZ)
- Generator measurements (50HZ/60HZ)
- Comprehensive shutdown or warning on fault condition
- 3 phase Generator protections
 - Over-/undervoltage
 - Over-/underfrequency
 - Current/voltage asymmetry
 - Over current/overload
- 3 phase AMF function
 - Over-/underfrequency
 - Over-/undervoltage
 - Voltage asymmetry
- Control of battery charge, engine speed (pick-up) measurement
- Configurable programmable binary inputs and outputs
- Generator and battery control with feedback and return timer
- RS232 interface
- Modem communications support
- Hours counter
- Sealed to IP65
- Event log

Benefits

- Less wiring and components
- Integrated solution
- Less engineering and programming
- User friendly set-up and button layout
- Module can be configured to suit individual applications
- PC software for simplified configuration
- Wider range of communication capabilities

Operation conditions

- Operation temp: -20 °C to + 70 °C
- Storage temp: -30 °C to + 80 °C
- Operating humidity: 95% w/o condensation
- Vibration 5-25Hz, ± 1.6 mm
5-100Hz, $a = 4g$
- Shocks: $a = 500m/s^2$

Options

- Ethernet interface (Remote monitoring and control)
- GSM modem/wireless internet (Remote monitoring and control)
- RS232-RS485 Dual port interface
- Distribution board with sockets kit and power busbar
- Battery trickle charge ammeter
- Earth leakage protection
- Earth fault protection
- Low fuel level alarm
- Low fuel level shutdown
- High fuel level alarm
- Fuel transfer system control
- Low coolant level shutdown
- High lube oil temp shutdown
- Overload via alarm switch on breaker
- Engine coolant heater controls
- Control panel heater
- Speed adjust switch
- Oil temp displayed on LCD screen
- Additional 8 inputs and outputs