

Mode I: C 8 2 5 D 5

Powered by CUMMINS



Generator Specification

Service	PRP ⁽¹⁾	ESP ⁽²⁾
Power(kVA)	750	825
Power(kW)	600	660
Rated speed(r.p.m)	1500	
Standard voltage (V)	400/230V	
Rated at power factor(cos phi)	0.8	



AGG Power gensets are compliant with ISO 9001 and CE standard, which include the following directives:

- 2006/42/EC Machinery safety.
- 2006/95/EC Low voltage
- EN 60204-1: 2006+A1: 2009, EN ISO 12100: 2010, EN ISO 13849-1: 2008, EN 12601 : 2010

(1) PRP (Prime Power):

According to ISO8528-1, prime power is the maximum power available during a variable power sequence, which may be run for an unlimited number of hours per year, between stated maintenance intervals. The permissible average power output during at 24 hours period shall not exceed 80% of the prime power. 10% overload available for governing purposes only.

(2) ESP (Standby Power):

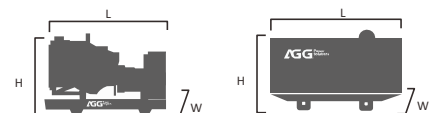
According to ISO 8528-1, it is defined as the maximum power available, under the agreed operating conditions, for which the generating set is capable of delivering for up to 500 hours of operation per year (of which no more than 300 hours for continuative use) with the maintenance intervals and procedures being carried out as prescribed by the manufacturers. No overload capability is available.

Powers Voltage (V)	ESP		PRP		Standby Amps
	KVA	KW	KVA	KW	
415/240	825	660	750	600	1147.8
400/230	825	660	750	600	1190.8
380/220	825	660	750	600	1253.5

Performance Data		
Model	C825D5	
Engine brand	Cummins	
Engine model	KTA38G2	
Speed control type	Electronic	
Phase	3	
Control system	Digital	
Starter motor voltage	24V	
Frequency	50 HZ	
Engine speed (RPM)	1500	
Fuel Consumption (L/H)	100% standby power	184
	100% prime power	167
	75% prime power	128
	50% prime power	90

Standard reference Conditions

Note: Standard reference condition 25 °C (77°F) air inlet temp, 100m(328ft) A.S.L 30% relative humidity. Fuel consumption data with diesel fuel with specific gravity of 0.85 and conforming to BS 2869: 1998, Class A2



Dimension and Weight		
Dimension	Open	Silent
Length (L)	4315mm	5812mm
Width (W)	2000mm	2040mm
Height (H)	2235mm	25501mm
Net Weight	6300KG	/
Fuel Tank (L)	-	1000

■ Engine Specification: KTA38G2

Basic technical data	
No. of cylinders	6
Cylinder arrangement	60° Vee
Cycle	4 stroke
Induction system	Turbocharged & Aftercooled
Compression ratio	14.5:1
Bore	159 mm
Stroke	159 mm
Displacement	37.8 L
Engine idle speed	725-775 RPM
Approximate engine weight	3880 kg

Cooling system	
Coolant capacity-engine	118 L
Maximum coolant friction head external to engine:	
-1800 rpm	69 kPa
-1500 rpm	48 kPa
Maximum static head of coolant above engine crank centerline	18.3 m
Standard Thermostat (Modulating) Range	82 - 93 °C
Minimum Pressure Cap	69 kPa
Maximum Top Tank Temperature for Standby / Prime Power	104 / 100 °C

Fuel system	
Injection system	Cummins PT
Governor type	Electronic
Maximum restriction at lift pump	/
Maximum Fuel Flow to Injection Pump	4.28 l/h
Total drain flow (constant for all loads)	/

Air intake system	
Maximum intake air restriction with heavy duty air cleaner:	
- Dirty element	25 in H ₂ O
- Clean element	15 in H ₂ O

Lubrication system	
Engine oil pressure for engine protection devices:	
— Idle speed (Minimum)	1383 kPa
— Governed speed (Maximum)	310 - 448 kPa
Maximum oil temperature	121 °C
Minimum required lube system capacity-sump plus filters	/

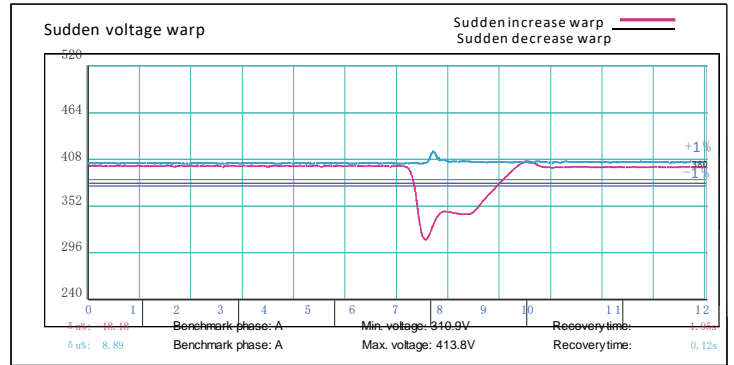
Electrical system	
Cranking motor (Heavy duty, positive engagement)	24V
Battery charging system, negative ground	40 ampere
Maximum allowable resistance of cranking circuit	0.002 ohm
Minimum recommended battery capacity- cold soak	TBD °F CCA

General installation	Prime power
Gross engine power output	664 kW
Piston speed	7.9 m/s
Friction horsepower	86 kW
Engine water flow to engine	19.6 l/sec
Intake air flow	850 l/sec
Exhaust gas flow	2398 l/sec
Exhaust gas temperature	541 °C
Radiated heat to ambient	101 kW
Heat rejection to coolant	407 kW
Heat rejection to fuel	/

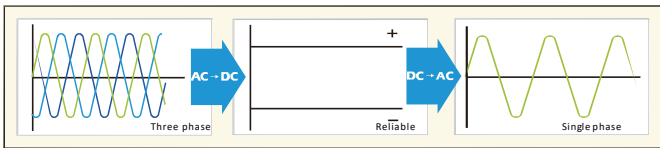
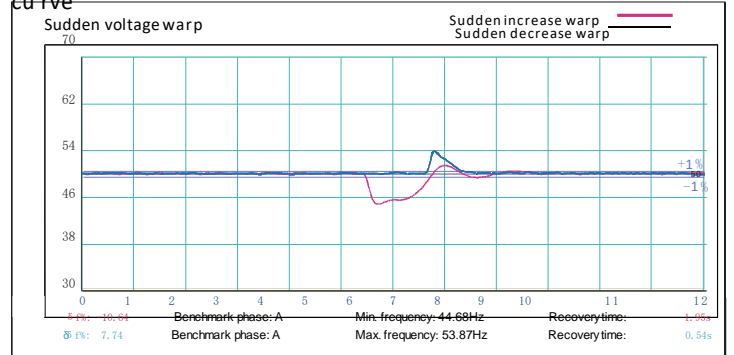
■ Alternator Specification

Alternator	
Number of phase	3
Powerfactor(CosPhi)	0.8
Poles	4
Winding Connections (standard)	Star-serie
Terminals	12
Insulation type	H class
WindingPitch	2 / 3
IP rating	IP23
Excitationsystem	Self-excite d
Bearing	Single bearing
Coating	Vacuumimpregnation
Voltageregulator	A.V.R
Couping	Flexible disc

Emer gency vol tage cur ve



Emergen cy freq u en cy cur ve



■ Options

Engine <ul style="list-style-type: none"> Water Jacket Pre-heater Fuel heater 	Alternator <ul style="list-style-type: none"> Winding Temp measuring Instrument Alternator Pre-heater PMG Anti-damp and anti-corrosion treatment Anti-condensation heater Winding and bearing RTD 	Generator Sets <ul style="list-style-type: none"> Tools with the machine Extended range fuel tank Bunded fuel tank 	Fuel System <ul style="list-style-type: none"> Low fuel level alarm Automatic fuel feeding system Fuel T-valves
Canopy <ul style="list-style-type: none"> Rental type Canopy Trailer 	Lub oilsystem <ul style="list-style-type: none"> Oil Pre-heater Oil temp sensor 	Cooling System <ul style="list-style-type: none"> Front heat protection 	Control Panel <ul style="list-style-type: none"> Remote control panel ATS Synchronizing controller Adjustable earth leakage relay

■ Control Panel

Configuration

- Emergency stop button
- Protection MCB
- Battery charger
- Integrated aviation plug
- ATS connection
- Digital control module

Features

- 3 phase generator set monitoring
- Support of engines equipped with electronic control unit
- Comprehensive diagnostic message
- Automatic or manual start/stop of the gensets
- Push buttons for simple control, lamp test
- Graphic backlit LCD display
- Parameters adjustable via keyboard or PC
- Mains measurements (50HZ/60HZ)
- Generator measurements (50HZ/60HZ)
- Comprehensive shutdown or warning on fault condition
- 3 phase Generator protections
 - Over-/under voltage
 - Over-/under frequency
 - Current/voltage asymmetry
 - Over current/overload
- 3 phase AMF function
 - Over-/under frequency
 - Over-/under voltage
 - Voltage asymmetry
- Configurable analog inputs
- Battery voltage, engine speed (pick-up) measurement
- Configurable programmable binary inputs and outputs
- Warm-up and cooling functions
- Generator C.B. and Mains C.B. control with feedback and return timer
- RS232 interface
- Modem communication support
- Hours counter
- Sealed to IP65
- Event log

Benefits

- Less wiring and components
- Integrated solution
- Less engineering and programming
- User friendly set-up and button layout
- Module can be configured to suit individual applications
- PC software for simplified configuration
- Wide range of communication capabilities

Operation conditions

- Operation temp: -20 °C to +70 °C
- Storage temp: -30 °C to +80 °C
- Operating humidity: 95% w/o condensation
- Vibration : 5-25Hz, $\pm 1.6\text{mm}$
5-100 Hz, $a = 4g$
- Shocks: $a = 500\text{m/s}^2$

Options

- Ethernet interface (Remote monitoring and control)
- GSM modem/wireless internet (Remote monitoring and control)
- RS232-RS485 Dual port interface
- Synchronizing control panel
- Distribution board with sockets kit and power busbar
- Battery trickle charge ammeter
- Earth leakage protection
- Earth fault protection
- Low fuel level alarm
- Low fuel level shutdown
- High fuel level alarm
- Fuel transfer system control
- Low coolant level shutdown
- High lube oil temp shutdown
- Overload via alarm switch on breaker
- Engine coolant heater controls
- Control panel heater
- Speed adjust switch
- Oil temp displayed on LCD screen
- Additional 8 inputs and outputs