

Model: C88D5

Powered by CUMMINS



Generator Specification

Power (kVA)	80	88
Power (kW)	64	70
Rated speed (r.p.m)	1500	
Standard voltage (V)	400/230V	
Rated at power factor (cos phi)	0.8	

Model	C88D5	
Engine brand	Cummins	
Engine model	4BTA3.9G11	
Speed control type	Electronic	
Phase	3	
Control system	Digital	
Starter motor voltage	24V	
Frequency	50HZ	
Engine speed (RPM)	1500	
Fuel Consumption (L/H)	100% standby power	20
	100% prime power	17.6
	75% prime power	13.2
	50% prime power	9.1



AGG Power gensets are compliant with ISO 9001 and CE standard, which include the following directives:

- 2006/42/EC Machinery safety.
- 2006/95/EC Low voltage
- EN 60204-1: 2006+A1: 2009, EN ISO 12100: 2010, EN ISO 13849-1: 2008, EN 12601: 2010

(1) PRP (Prime Power):

According to ISO 8528-1, prime power is the maximum power available during a variable power sequence, which may be run for an unlimited number of hours per year, between stated maintenance intervals. The permissible average power output during at 24 hours period shall not exceed 80% of the prime power. 10% overload available for governing purposes only.

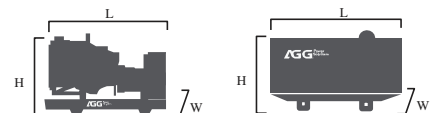
(2) ESP (Standby Power):

According to ISO 8528-1, it is defined as the maximum power available, under the agreed operating conditions, for which the generating set is capable of delivering for up to 500 hours of operation per year (of which no more than 300 hours for continuous use) with the maintenance intervals and procedures being carried out as prescribed by the manufacturers. No overload capability is available.

Powers Voltage (V)	ESP		PRP		Standby Amps
	KVA	KW	KVA	KW	
415/240	88	70	80	64	122.4
400/230	88	70	80	64	127
380/220	88	70	80	64	133.7

Standard reference Conditions

Note: Standard reference condition 25°C [77°F] air inlet temp, 1000m (328ft) A.S.L 30% relative humidity. Fuel consumption data with diesel fuel with specific gravity of 0.85 and conforming to BS 2869: 1998, Class A2



Dimension and Weight	Open	Silent
Dimension		
Length (L)	1800 mm	2680 mm
Width (W)	980 mm	1100 mm
Height (H)	1480 mm	1732 mm
Net Weight	942 KG	1390 KG
Fuel Tank (L)	140	140

■ Engine Specification: 4BTA3.9G11

Basic technical data	
No. of cylinders	4
Cylinder arrangement	In-line
Cycle	4 stroke
Induction system	Turbocharger
Compression ratio	17.3:1
Bore	102 mm
Stroke	120 mm
Displacement	3.9L
Engine idles speed	950 - 1050 RPM
Approximate engine weight	350kg

Cooling system	
Coolant capacity-engine	8.3L
Maximum coolant friction head external to engine:	
- 1800 rpm	35kPa
- 1500 rpm	28kPa
Maximum static head of coolant above engine crank centerline	14 m
Standard Thermostat (Modulating) Range	83 - 95°C
Minimum Pressure Cap	69 kPa
Maximum Top Tank Temperature for Standby / Prime Power	104 / 100°C

Fuel system	
Injection system	BYC PB
Governor type	Electronic
Maximum restriction at lift pump	13.6kPa
Maximum fuel inlet temperature	70°C
Total drain flow (constant for all loads)	30 litre/hour

Air intake system	
Maximum intake air restriction with heavy duty air cleaner:	
- Dirty element	6.2kPa
- Clean element	3.7kPa

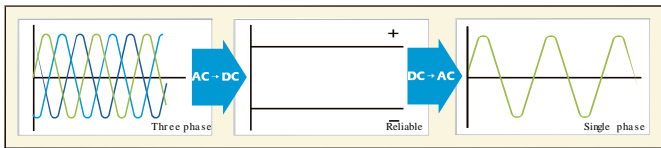
Lubrication system	
Engine oil pressure for engine protection devices:	
— Idle speed (Minimum)	207 kPa
— Governed speed (Maximum)	345 kPa
Maximum oil temperature	121 °C
Minimum required lube system capacity-sump plus filters	10.9L

Electrical system	
Cranking motor (Heavy duty, positive engagement)	24V
Battery charging system, negative ground	40 ampere
Maximum allowable resistance of cranking circuit	0.002 ohm
Minimum recommended battery capacity- cold soak	312 CCA

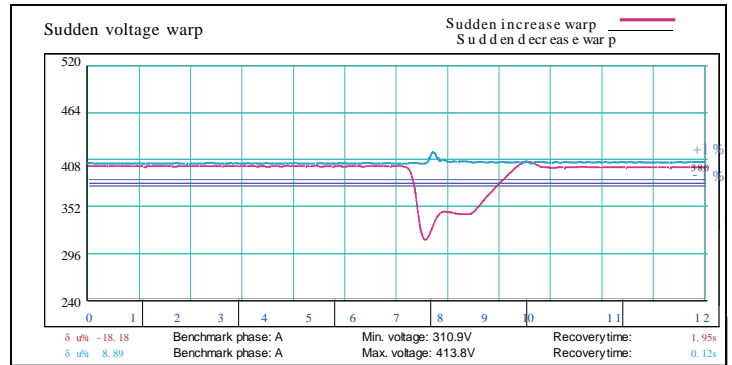
General installation	Prime power
Gross engine power output	70kw
Piston speed	6.0 m/s
Friction horsepower	8.2kW
Engine water flow to engine	TBD
Intake air flow	64 l/sec
Exhaust gas flow	125 l/sec
Exhaust gas temperature	526 °C
Radiated heat to ambient	TBD
Heat rejection to coolant	TBD
Heat rejection to fuel	TBD

■ Alternator Specification

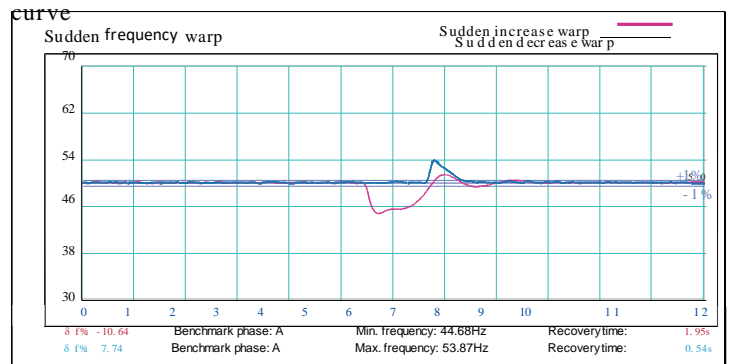
Alternator	
Number of phase	3
Power factor (Cos Phi)	0.8
Poles	4
Winding Connections (standard)	Star-serie
Terminals	12
Insulation type	H class
Winding Pitch	2 / 3
IP rating	IP23
Excitation system	Sel f-exci ted
Bearing	Single bearing
Coating	Vacuim impregnation
Voltage regulator	A.V.R
Couping	Flexible disc



Emergency voltage curve



Emergency frequency curve



■ Options

Engine	Alternator	Generator Sets	Fuel System
<ul style="list-style-type: none"> Water Jacket Pre-heater Fuel heater 	<ul style="list-style-type: none"> Winding Temp measuring Instrument Alternator Pre-heater PMG Anti-damp and anti-corrosion treatment Anti-condensation heater Winding and bearing RTD 	<ul style="list-style-type: none"> Tools with the machine Extended range fuel tank Bunded fuel tank 	<ul style="list-style-type: none"> Low fuel level alarm Automatic fuel feeding system Fuel T-valves
Canopy	Lub oil system	Cooling System	Control Panel
<ul style="list-style-type: none"> Rental type Canopy Trailer 	<ul style="list-style-type: none"> Oil Pre-heater Oil temp sensor 	<ul style="list-style-type: none"> Front heat protection 	<ul style="list-style-type: none"> Remote control panel ATS Synchronizing controller Adjustable earth leakage relay

■ Control Panel

Configuration

- Emergency stop button
- Protection MCB
- Battery charger
- Integrated aviation plug
- ATS connection
- Digital control module

Features

- 3 phase generator set monitoring
- Support of engines equipped with electronic control unit
- Comprehensive diagnostic message
- Automatic or manual start/stop of the gensets
- Push buttons for simple control, lamp test
- Graphic back-lit LCD display
- Parameters adjustable via keyboard or PC
- Mains measurements (50HZ/60HZ)
- Generator measurements (50HZ/60HZ)
- Comprehensive shutdown or warning on fault condition
- 3 phase Generator protections
 - Over-/under voltage
 - Over-/under frequency
 - Current/voltage asymmetry
 - Over current/overload
- 3 phase AMF function
 - Over-/under frequency
 - Over-/under voltage
 - Voltage asymmetry
- Configurable analog inputs
- Battery voltage, engine speed (plck-up) measurement
- Configurable programmable binary inputs and outputs
- Warm-up and cooling functions
- Generator C.B. and Mains C.B. control with feedback and return timer
- RS232 Interface
- Modem communication support
- Hours counter
- Sealed to Ip65
- Event log

Benefits

- Less wiring and components
- Integrated solution
- Less engineering and programming
- User friendly set-up and button layout
- Module can be configured to suit individual applications
- PC software for simplified configuration
- Wide range of communication capabilities

- Operation temp: -20 °C to + 70 °C
- Storage temp: -30 °C to +80 °C
- Operating humidity: 95% w/o condensation
- Vibration: 5-25Hz, ±1.6 mm
5-100Hz, a=4g
- Shocks: a= 500 m/s²

Options

- Ethernet interface (Remote monitoring and control)
- GSM modem/wireless internet (Remote monitoring and control)
- RS232-RS485 Dual port interface
- Synchronizing control panel
- Distribution board with sockets kit and power busbar
- Battery trickle charge ammeter
- Earth leakage protection
- Earth fault protection
- Low fuel level alarm
- Low fuel level shutdown
- High fuel level alarm
- Fuel transfer system control
- Low coolant level shutdown
- High lube oil temp shutdown
- Overload via alarm switch on breaker
- Engine coolant heater controls
- Control panel heater
- Speed adjust switch
- Oil temp displayed on LCD screen
- Additional 8 inputs and outputs

Distributed by

